

## Parent & Guardian Co-Enrollment in Canvas

### Creating an Account Instructions

Parents and guardians often want the ability to see their students' grades, assignment dues dates, course assignments, announcements, and other content. Splendora ISD values and encourages parent/guardian participation in the student learning process. The district has enabled parents and guardians to self-enroll and create a Canvas account while simultaneously linking their account to their students'.

#### What can observers do in Canvas?

- Read course announcements
- See the course assignments page
- Preview course documents
- View the course syllabus
- See course outcomes (learning standards)
- View the course calendar
- Examine their student's grades
- Access their student's conversations (course messaging)
- Communicate with the course instructor

#### What can observers not do in Canvas?

- Submit assignments
- Read course discussions
- Take quizzes
- Join course groups
- Send messages to students
- See course rosters
- See unpublished courses

#### Please be aware:

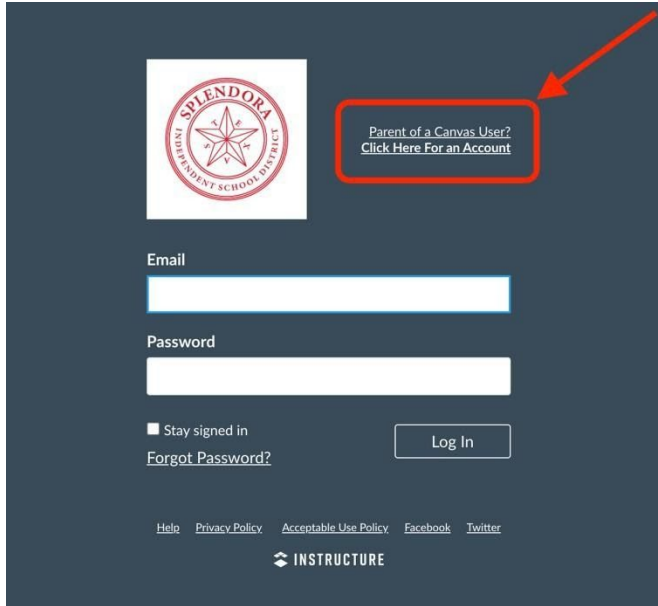
To create an observer account and link it to a student's account, the parent/guardian must know the student's Classlink username and password. The student's login credentials are the same they utilize for other important educational systems and the SISD computer network. The student must be enrolled in the course before the parent/guardian can sign up to observe the student.

### **Instructions for Co-Enrolling in Canvas as an Observer**

**Step One:** Go to <https://splendoraisd.instructure.com/>

## Parent & Guardian Co-Enrollment in Canvas Creating an Account Instructions

**Step Two:** Click on the parent self-enrollment link.

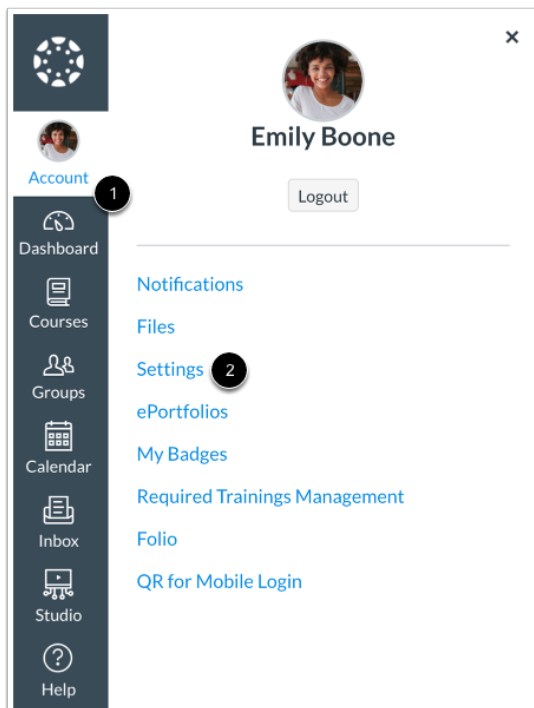


**Step Three:** Pair your observer account with your student.

In a new screen, have your student access their Canvas account through Classlink.

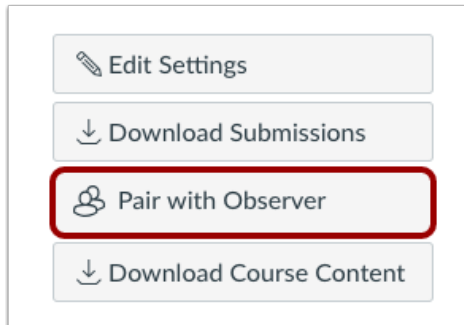
\*Note – this step must be done on a computer (not a smart device).

### 1. Open Settings



In Global Navigation, click the **Account** link [1], then click the **Settings** link [2].

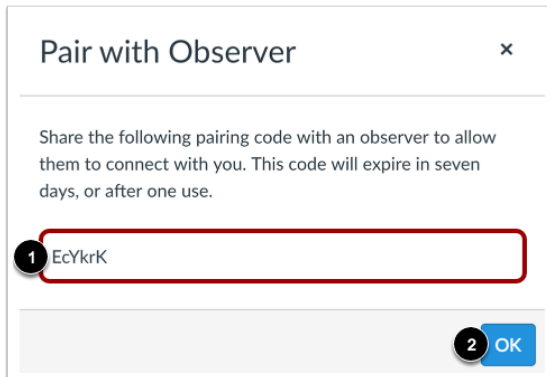
## 2. Pair with Observer



Click the **Pair with Observer** button.

**Note:** If the Pair with Observer button doesn't display in your User Settings, please contact your institution for assistance with pairing with an observer.

### Copy Pairing Code



Copy the six-digit alphanumeric pairing code [1]. You will need to share the code with the observer who will link to your account. The pairing code will expire after seven days or its first use.

To close the window, click the **OK** button [2].

**Note:** Pairing codes are case sensitive.

### **Want to Learn More?**

Want to learn more about Canvas and your abilities as a co-enrolled observer?

Please join the **Canvas 101 Course for Parents & Guardians** by clicking this link:

<https://splendoraisd.instructure.com/enroll/8F9RXT>

(Please be aware that you cannot join the Canvas 101 course until you have set up your account.)

### **Questions?**

Please contact the SISD Digital Learning Department at 281-689-3128